




ITE Power Supplies
Medical Power Supplies
Modified Power Solutions



Building Efficient Power Partnerships




Power Partners is committed to being a leading provider of power conversion solutions. Design Engineers and Purchasing Managers will appreciate the unrivaled sales and engineering support from our experienced Boston based staff, coupled with the cost benefits of Far East manufacturing for our AC/DC and DC/DC products. Our goals are threefold: Quality products, competitive pricing and individualized, prompt customer service. Power Partners makes it easy to select a product and create a procurement program tailored to the exact needs of your application.

MODIFIED STANDARD SOLUTIONS : Every customer’s application comes with a different set of power challenges. Our experienced technical team supports customers that require additional features beyond those of our standard open-frame, u-channel, and wall mount/desktop power supply products.

Open-Frame/U-Channel AC-DC Power Solutions

MEDICAL-GRADE


Our medical power products are designed with an understanding of current and future market requirements, resulting in technically relevant, yet cost-effective solutions. Our power supplies incorporate the most sought after features such as small form factors, EN60601-1-2 4th Edition EMC & EN60601-1-11 home healthcare compliance, 2xMOPP, BF Rated outputs and Class II inputs to address the clinical and the growing home care markets.



Series	Output Power	Output Voltage	Input Class	Dimension (w x l x h)	Operating Temperature (with Derating)
PPWAM65	40-65W	5 - 48VDC	I	2.0" x 3.0" x 1.1"	-20C to +70C
PMAM115	115W	12 - 48VDC	I / II	2.0" x 4.0" x 1.2"	-20C to +70C
PDAM120	120W	12 - 48VDC	I / II	2.0 x 3.0" x 1.2"	-30C to +70C
PPWAM180	180W	12 - 48VDC	I	3.0" x 5.0" x 1.2"	0C to +60C
PMAM200	160-200W	12 - 24VDC	I / II	3.0" x 5.0" x 1.4"	-20C to +70C
PDAM240	240W	12 - 48VDC	I / II	2.0" x 4.0" x 1.1"	-30C to +70C
PPWAM280	280W	12 - 54VDC	I	3.0" x 5.0" x 1.2"	0C to +70C
PPWAM360	360W	12 - 54VDC	I	4.0" x 6.0" x 1.2"	0C to +70C
PDAM500	500W	12 - 48VDC	I	3.0" x 5.0" x 1.4"	-30C to +70C

INDUSTRIAL-GRADE

Industrial products are widely used in applications such as printers, test and measurement instruments, factory automation, industrial controls, and consumer communications/networking devices. Product features include peak output power, high efficiency, small form factors and worldwide compliance, including updates to the new EN62368-1 standard.



Series	Output Power	Output Voltage	Input Class	Dimensions (w x l x h)	Operating Temperature (with Derating)
PPWA40	25-40W	5 - 48VDC	I	1.5" x 3.0" x 0.9"	0C to +70C
PEA65	65W	5 - 48VDC	I	2.0" x 4.0" x 1.3"	0C to +70C
PDAM120	120W	12 - 48VDC	I	2.0" x 3.0" x 1.2"	-30C to +70C
PPWA150B	150W	12 - 48VDC	I	2.0" x 4.0" x 1.0"	-25C to +70C
PDAM240	240W	12 - 48VDC	I	2.0" x 4.0" x 1.1"	-30C to +70C
PPWAM280	280W	12 - 54VDC	I	3.0" x 5.0" x 1.2"	0C to +70C
PFA300	300W	12 - 54VDC	I	3.0" x 5.0" x 1.4"	-20C to +70C
PDAM500	500W	12 - 48VDC	I	3.0" x 5.0" x 1.4"	-30C to +70C
PJTA700	600-700W	12 - 48VDC	I	3.7" x 6.9" x 1.1"	-50C to +85C

Desktop AC-DC Power Solutions

MEDICAL-GRADE

Our medical power products are designed with an understanding of current and future market requirements, resulting in technically relevant, yet cost-effective solutions. Our power supplies incorporate the most sought after features such as small form factors, EN 60601-1-2 4th Edition EMC & EN60601-1-11 home healthcare compliance, 2xMOPP, BF Rated outputs and Class II inputs to address the clinical and the growing home care markets.



Series	Output Power	Output Voltage	Input Class	Dimensions (l x w x h)	Operating Temperature (with Derating)
PEAMD36	20-36W	5 - 48VDC	I / II	3.9" x 1.8" x 1.2"	0C to 60C
PEAMD50	35-50W	5 - 48VDC	I / II	4.4" x 1.9" x 1.4"	0C to 60C
PEAMD72	45-72W	5 - 48VDC	I / II	4.4" x 1.9" x 1.4"	0C to 60C
PEAMD100	90-100W	12 - 48VDC	I / II	6.0" x 2.3" x 1.3"	0C to 60C
PEAMD120	120-130W	12 - 48VDC	I / II	5.4" x 2.3" x 1.3"	0C to 60C
PEAMD150	150W	12 - 24VDC	I / II	7.0" x 2.6" x 1.6"	0C to 60C
PEAMD180	160-180W	12 - 48VDC	I / II	7.0" x 2.6" x 1.6"	0C to 60C
PEAMD250	220-250W	12 - 48VDC	I / II	7.2" x 3.3" x 1.8"	0C to 60C
PPWAMD300	300W	12 - 54VDC	I / II	8.7" x 4.4" x 1.8"	0C to 60C
PEAMD310	250-310W	12 - 48VDC	I / II	7.8" x 4.0" x 2.0"	0C to 60C

INDUSTRIAL-GRADE

Industrial desktop products are widely used in applications such as printers, test and measurement instruments, factory automation, industrial controls, and consumer communications/networking devices. Product features include small form factors, IP22 ratings, Level VI and CoC Tier 2 compliance, and a choice of Class I or Class II inputs. We are updating our safety compliance to the EN62368-1 standard.



Series	Output Power	Output Voltage	Input Class	Dimensions (l x w x h)	Operating Temperature (with Derating)
PEAD36B	36W	5 - 48VDC	I / II	3.9" x 1.8" x 1.2"	0C to 60C
PSAD36B	36W	5 - 48VDC	I / II	3.8" x 1.8" x 1.2"	0C to 60C
PEAD50	50W	5 - 48VDC	I / II	4.4" x 1.9" x 1.4"	0C to 60C
PEAD60	60W	5 - 48VDC	I / II	4.4" x 1.9" x 1.4"	0C to 60C
PSAD65	65W	12 - 48VDC	I / II	4.7" x 2.0" x 1.3"	0C to 60C
PEAD72	72W	5 - 48VDC	I / II	4.4" x 1.9" x 1.4"	0C to 60C
PEAD100	100W	12 - 48VDC	I / II	5.4" x 2.3" x 1.3"	0C to 60C
PEAD120B	120W	12 - 48VDC	I / II	5.4" x 2.3" x 1.3"	0C to 60C
PEAD150B	150W	12 - 24VDC	I / II	7.0" x 2.6" x 1.6"	0C to 60C
PEAD180	180W	12 - 48VDC	I / II	7.0" x 2.6" x 1.6"	0C to 60C
PEAD250	250W	12 - 48VDC	I / II	7.2" x 3.3" x 1.8"	0C to 60C
PEAD310	310W	12 - 48VDC	I / II	7.8" x 4.0" x 2.0"	0C to 60C

Wallmount AC-DC Power Solutions

MEDICAL-GRADE

Our wall mount medical power products are designed with an understanding of current and future market requirements, resulting in cost-effective solutions that incorporate the most sought after features such as small form factors, IP22 ratings, optional USB case styles, interchangeable AC plugs, EN60601-1-2 4th Edition EMC and EN60601-1-11 home healthcare compliance, BF Rated outputs and Class II inputs to address the growing clinical and home health care markets.



Series	Output Power	Output Voltage	Input Class	Dimensions (l x w x h)	Operating Temperature (with Derating)
PEAMW6I	6W	5-12VDC	II	2.2" x 1.4" x 1.3"	0C to 60C
PEAMW6NA	6W	5-12VDC	II	2.1" x 0.9" x 1.6"	0C to 60C
PEAMW12NA	12W	5-24VDC	II	2.2" x 1.4" x 1.3"	0C to 60C
PEAMW12I	12W	5-24VDC	II	2.1" x 0.9" x 1.6"	0C to 60C
PEAMW30I	30W	5 - 48VDC	II	2.9" x 1.7" x 1.3"	0C to 60C

INDUSTRIAL-GRADE

Industrial wall mount products are widely used in applications such as printers, test and measurement instruments, factory automation, industrial controls, and consumer communications/networking devices. Product features include small form factors, IP22 ratings, Level VI and CoC Tier 2 compliance, Class II inputs, optional USB case styles and many have interchangeable AC plugs. We are updating our safety compliance to the EN62368-1 standard.



Series	Output Power	Output Voltage	Input Class	Dimensions (l x w x h)	Operating Temperature (with Derating)
PEAW6I	6W	5 - 12VDC	II	2.2" x 1.5" x 1.3"	0C to 60C
PEAW6NA	6W	5 - 12VDC	II	2.2" x 0.9" x 1.6"	0C to 60C
PEAW12I	12W	5 - 24VDC	II	2.2" x 1.4" x 1.3"	0C to 60C
PEAW12NA	12W	5 - 24VDC	II	2.1" x 0.9" x 1.6"	0C to 60C
PSAW20NA	20W	5 - 24VDC	II	2.6" x 1.0" x 1.8"	0C to 60C
PEAW30I	30W	5 - 48VDC	II	2.9" x 1.7" x 1.3"	0C to 60C
PEAW36I	36W	5 - 48VDC	II	2.9" x 1.7" x 1.3"	0C to 60C
PSAW36I	36W	5 - 36VDC	II	3.8" x 1.8" x 1.2"	0C to 60C
PSAW36NA	36W	5 - 36VDC	II	3.8" x 1.8" x 1.3"	0C to 60C
PSAW65I	65W	5 - 48VDC	II	4.6" x 2.0" x 1.4"	0C to 60C

