



- IEC 60601-1-2 4th Edition EMC Compliant
- Class I and Class II Versions
- Meets Efficiency Level VI Requirements
- BF Rated Output on Class II Versions
- LED on Indicator
- Overload Protection
- Short Circuit Protection
- Over-temperature Protection
- No Load Operation

Electrical Specifications

Input

Input Voltage	90-264VAC
Input Frequency	47-63 Hz
Input Current	5A max at 115VAC 2.5A max at 230VAC
Inrush Current	<75A peak at 115VAC, <150A peak at 230VAC, cold start, 25°C

Output

Total Output	250-310W (see table for details)
Output Voltage	See table
Hold Up Time	>10mS at full load and 115VAC nominal
Earth Leakage Current (Class I)	<110uA at 264VAC 60Hz
Touch Current	<100uA At 264VAC, 60Hz
Average Active Efficiency	>87.5% with 115VAC/60Hz & 230Vac/50Hz input voltage (meets DOE level VI requirements)
No Load Power Consumption	<500mW
Turn on Delay	<3 seconds

Protection

Overvoltage	110%-150% of nominal. Cycle AC power to reset after fault is removed
Overload	105%-150% of maximum output current. Auto recovery
Short Circuit	Hiccup mode. Auto recovery
Over Temperature	Output disabled during fault. Cycle AC power to reset
Ingress	IP22 Compliant

Environmental & Operating

Operating Temperature	0°C to 60°C (Derate output power linearly from 100% at 40°C to 50% at 60°C)
Storage Temperature	-20°C to +85°C
Humidity	10% - 90% non-condensing
Altitude	<5000m operational and storage
MTBF:	>100,000 hours per MIL-HDBK-217F at full load and 25°C ambient

Compliance

Safety Approvals

USA	ANSI/AAMI ES60601-1
Canada	cUL ES60601-1
Europe	TUV EN60601-1 3rd edition
Isolation	CB Report 4000VAC input to output, 2 x MOPP 1500 VAC input to ground, 1 x MOPP

EMC (IEC 60601-1-2:2014):

Harmonic Currents	FCC Class B Radiated & Conducted CISPR11 Class B Radiated & Conducted EN55011 Class B Radiated & Conducted
Voltage Flicker	IEC 61000-3-2
Electrostatic Discharge	IEC 61000-3-3
Radiated Immunity	IEC 61000-4-2: ±15kV Air, ±8kV contact
EFT/Burst	IEC 61000-4-3: 10V/m
Surge Immunity	IEC 61000-4-4: ±2kV
Conducted Immunity	IEC 61000-4-5: 1kV diff, 2kV com
Magnetic Field	IEC 61000-4-6: 10Vrms
Dips / Interruptions	IEC 61000-4-8: 30A/m IEC 61000-4-11: Voltage dip immunity, 30% reduction for 500ms, 100% reduction for 10ms

General

Dimensions	7.8"(198mm)L x 4"(102mm)W x 2"(51mm)H
AC Input Receptacle	IEC60320 C14, C18
DC output Plug	6-pin Molex mini-fit. Others available upon request
Weight	3lb

Your Partners in Power.....

Power Partners, Inc. | 43 Broad Street | Hudson, MA 01749

Tel: (978)567-9600 | Fax: (978)567-9601

Website: www.powerpartners-inc.com

Specifications subject to change.
PEAMD310: April 3, 2018



Models and Ratings Chart

Model	Voltage	Current	Total Power	Load Regulation	Line Regulation	Ripple & Noise (P-P)
PEAMD310-12	12VDC	20.83A	250W	+/-5%	+/-2%	240mV
PEAMD310-13	15VDC	16.66A	250W	+/-5%	+/-2%	300mV
PEAMD310-13-2	19VDC	15.79A	300W	+/-5%	+/-2%	380mV
PEAMD310-14	24VDC	12.50A	300W	+/-5%	+/-2%	480mV
PEAMD310-17	36VDC	8.61A	310W	+/-5%	+/-2%	720mV
PEAMD310-18	48VDC	6.45A	310W	+/-5%	+/-2%	960mV

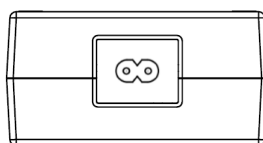
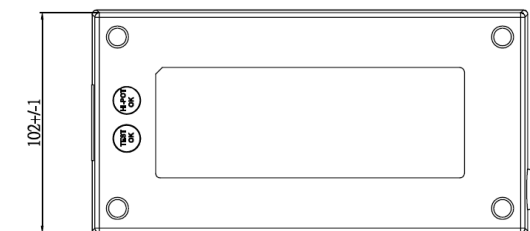

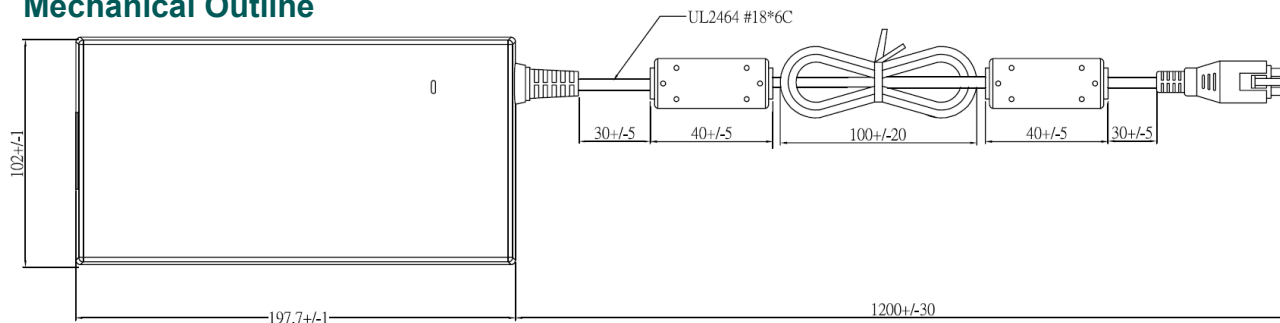
C14 Standard Receptacle

For C8 input receptacle, model numbers are PEAMD310SF, For Example PEAMD310SF-12

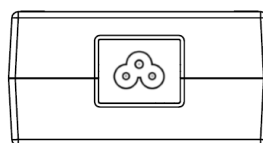
For C6 input receptacle, model numbers are PEAMD310S, For Example PEAMD310S-12

For C18 input receptacle, model numbers are PEAMD310F, For Example PEAMD310F-12

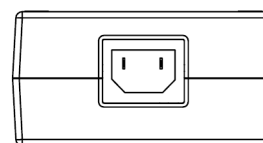
Mechanical Outline



C8

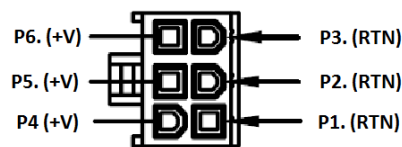


C6



C18

Connector Pin-Outs



Output Return Connected to Earth Ground on Class I Models.