



Models and Ratings Chart

Model	Output Voltage	Current	Total Power	Load Regulation	Line Regulation	Ripple & Noise (Vp-p)
PEAMD180-12	12VDC	13.33A	160W	+/-5%	+/-1%	240mV
PEAMD180-13	15VDC	10.66A	160W	+/-5%	+/-1%	240mV
PEAMD180-13-2	19VDC	9.47A	180W	+/-5%	+/-1%	360mV
PEAMD180-14	24VDC	7.50A	180W	+/-5%	+/-1%	360mV
PEAMD180-17	36VDC	5.00A	180W	+/-5%	+/-1%	630mV
PEAMD180-18	48VDC	3.75A	180W	+/-5%	+/-1%	840mV

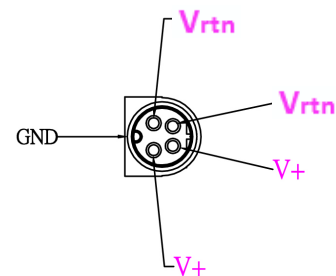
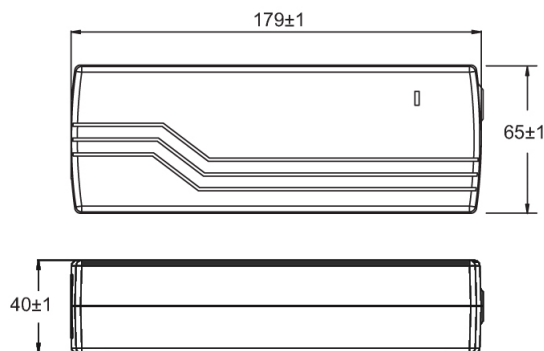
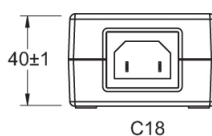
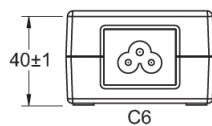
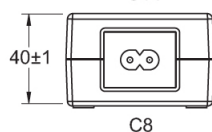
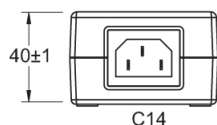
C-14 Standard Receptacle

For C8 input receptacle, model numbers are PEAMDSF180, For Example PEAMDSF180-12

For C6 input receptacle, model numbers are PEAMDS180, For Example PEAMDS180-12

For C8 input receptacle, model numbers are PEAMDF180, For Example PEAMDF180-12

Mechanical Outline



Shell and Vrtn connected to Earth Ground for PEAMD180-XX and PEAMDS180-XX